

## SIMPLE ROLL & STICK

Before installing EasyFlash, ensure that the tile and wall surface is sound, dry and free from dirt and dust. Galvanised sheeting or metal surfaces must be cleaned of silicone/oil layer or allowed to be naturally weathered.



Measure the appropriate width required to seal the abutment. Make sure that the paper break line is positioned where the tile and wall meet.



Measure the length of the wall to be sealed. Cut EasyFlash and Connection Strip to length.



Fold EasyFlash along the release. paper break line and place along abutment (do not remove release paper).



Position EasyFlash on the roof, then remove the release paper against the wall. Stick EasyFlash on the wall first ensuring a straight line along the wall.



Firmly press EasyFlash onto the wall to ensure proper contact. Now remove the release paper from the tile side and stick EasyFlash onto the clean tile surface.



Apply a Connection Strip which must be fastened securely with non-corrosive screws to the upper edge of EasyFlash. Apply Coverfill between the wall and Connection Strip.

## RECOMMENDED ROOF COMPONENTS



### Radenshield® Aluminium Membranes

- Radenshield® undertile membranes with added energy-saving benefits
- Reflects 97% of radiant heat, keeping the building up to 10° cooler in summer



### Compact Roll

- Ventilated dry fix roll for roof ridges & hips
- High ventilation value and waterproof
- Used in place of mortar



### Undertile Membrane

- Acts as a barrier against dust invasion and water ingress
- Assists in preventing the upliftment of roof tiles caused by strong winds
- Water impermeable

## BRANCHES

Head Office  
T +27 11 222 7300  
Bloemfontein  
T +27 51 492 0210  
Brits  
T +27 10 492 8800  
Cape Town  
T +27 21 492 2230

Durban North  
T +27 31 565 3260  
East London  
T +27 43 492 0040  
Germiston  
T +27 10 492 8780  
Pietermaritzburg  
T +27 31 489 9880

Polokwane  
T +27 15 495 0070  
Port Elizabeth  
T +27 41 492 0130  
Queensburgh  
T +27 31 489 9860  
Richards Bay  
T +27 35 797 2160

Enquiries: [info.sa@monier.com](mailto:info.sa@monier.com)  
[www.coverland.co.za](http://www.coverland.co.za)

Part of BMI Group

# EASYFLASH

Give your roof the quality seal



### SIMPLE TO INSTALL

Easy roll and stick application saves time.



### 15 YEARS MAINTENANCE FREE

Huge savings vs. traditional flashing methods over the 15-year EasyFlash lifetime. Use in conjunction with Coverland Connection Strip.



### HARD-WEARING

Highly stretchable, mouldable, creped structure (up to 60% stretch). High-tearing strength and extreme adhesion (CH bond Butyl glue).

## Easyflash


100% self-adhesive abutment solution that seals for up to 15 years, maintenance-free\*

EasyFlash is an innovative dry-fix sealing abutment solution designed to replace traditional metal flashing for abutment and junctions between walls and roof surfaces.

- High stretch factor (up to 60%), mouldable, crêped structure
- Sustainable sealing due to superior aluminium compound – allows a lifetime akin to zinc
- High tear resistance due to a mix of PET foil and fleece
- High adhesion factor due to high performance CH butyl glue

\* Recommended to seal with Connection Strip in accordance with application instructions.

### MATERIAL COMPOSITION



### BENEFITS

- ✓ All weather durability for 15 years
- ✓ Maintenance-free
- ✓ Extreme sticking CH bond butyl glue
- ✓ Save more than 50% of cost over lifespan
- ✓ EasyFlash can be painted with water based paint to blend in with the roof and wall
- ✓ Over 50% quicker installation time vs traditional methods based on analysis with 50 merchants and truss manufacturers


### APPLICATIONS

- Dormers
- Skylights and solar panels
- Side and horizontal wall connections
- Chimney wall junctions – Not suitable for metal chimney applications due to temperatures rising above 80°C and no application surface for the Connection Strip

### PRODUCT DATA EasyFlash

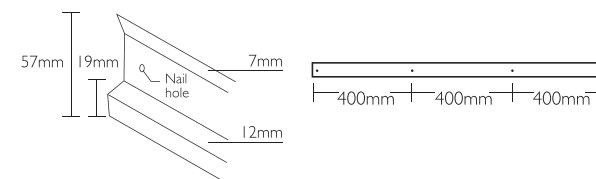
Material	Aluminium with PET composite surface and full surface butyl adhesive
Surface Colours	Brown / Black / Terracotta
Length of Roll	5 m
Width of Roll	250 mm
Recommended Specifications	Coverland EasyFlash dry-fix solution in colour* to be sealed with Connection Strip in colour* to be installed in accordance with recommended instruction

• please specify colour (Brown/Black/Terracotta)



## Connection Strip

Connection Strip is nailed/screwed onto the EasyFlash and the wall to provide additional sealing against water ingress due to paint peeling. The top end is then sealed with a suitable weather-resistant silicone sealant. It is a reversible product which is easy to fix due to its prefabricated punched holes.



### PRODUCT DATA Connection Strip

Composition	Coated aluminium
Colour	Front: Brown / Back: Terracotta
Length	2.4 m
Width	60 mm
Application quantity	1 pc / 2.3m length of deck

## EASYFLASH SAMPLE

